




eurolux
STRETCH CEILING
Redesigning Ceiling & Wall Concept

About Us



EUROLUX STRETCH CEILING

launched with technology from Europe having its own fully integrated manufacturing facility with dedicated sales & installation teams. Our trained teams of designers and technicians have successfully executed some prestigious stretch ceiling projects.

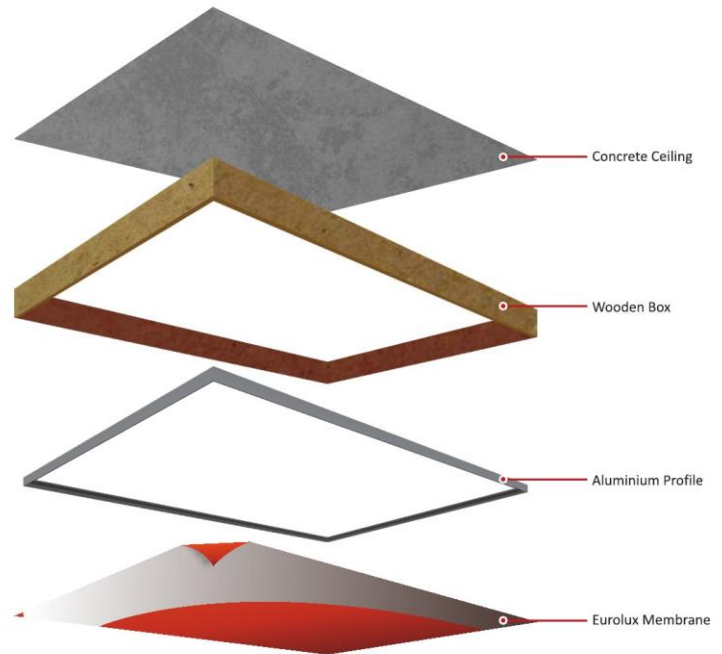
Eurolux Stretch Ceiling creates ceilings to suit any ambience and brings peace to your mind as well as to Interior spaces.

What is Eurolux?

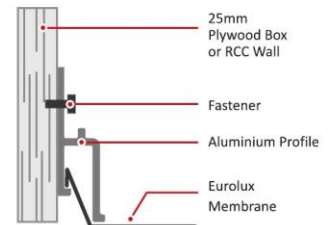
Stretch Ceiling technology was invented in Europe as an interior enhancement. The essence of the product is the use of PVC fabric stretched within a firm frame (profile). The shape of such installation is defined by the hidden profile, while the beauty comes from the film, which can be of any color, finish and transparency. This technology is an essential tool for architects, interior designers, decorators & construction contractors and is rapidly expanding in India.

Eurolux Stretched fabric ceiling installation simply involves affixing a light weight, highly durable PVC fabric that is made from high quality materials to a framing construction that will hold it stretched in place. Our ceilings are environmentally friendly, sound and energy efficient, non-allergenic, non-flammable, waterproof, durable, dust free, and easy to clean and maintain. Consequently, the material can be effortlessly mounted or relocated, without leaving any damage behind. Our frames (profiles) can be created in a variety of shapes including rectangular, oval, flat, curved, or three dimensional. Our membranes can be translucent or opaque. Ceiling may also be layered or incorporate decorative lighting elements. Often a printed image is applied to the material, decorative wall panel, or 3D structure. A backlit fabric can create the extraordinary impression of a starry night, Renaissance stained glass window, or sunny southern sky. A banner that uses this unique technology looks modern and high tech and will retain its fresh glossy look for years. Stretch ceilings can be used anywhere, from residential dwellings to large sports or entertainment venues and public malls. Suspended or mounted 3D framed structures and boxes are used by the world's leading interior designers for lending a distinctive look to one of a kind buildings, exhibition halls, trade shows, and art venues. This is a material option which inspires professionals and homeowners alike to create attractive and unique design concepts for concealing existing pipes, service fixtures and exposed roofs in addition to adding design elements.

The possibilities with Eurolux, are truly limitless.



Revolutionizing interior spaces.



Technical Specifications

The numbers behind the technology.

Finishes : Matte, Satin, Lacquer, Translucent, Metallic, Texture, Suede, Perforated, Printed

Sheet Material : Calendered Special Poly Vinyl Chloride (Free of Heavy Metal)



Physical Properties

- Thickness**
- 0.15mm to 0.2mm (Suede 0.35mm)
- Weight**
- Approx. 200 gms/sq.m (Suede 350 gms/sq.m)



Mechanical Properties

- Breaking Strength**
- Lengthwise : 185 kgs/cm²
 - Widthwise : 220 kgs/cm²
- Elongation**
- Lengthwise : 210%
 - Widthwise : 305%
- Hardness** : 93.5 Shore A



Light Reflection Properties

- For High Gloss Ceiling**
- > 80%
- For Matte Ceiling**
- < 10%



Light Transmittance Properties

- For Translucent Ceiling/Wall with backlighting**
- 30% approx.



Resistance to Humidity

- Relative Humidity < 65%
- 0.30 GR/H M2 mm
- Relative Humidity > 65%
- 0.45 GR/H M2 mm



Thermal Properties

- Dimensional Stability**
- - 5° C to +55° C
- Thermal Coefficient**
- 0.16 cal/m H C
- Fire Safety Norms**
- B1/B2 in accordance to DIN 4102 -1



Acoustic Properties

- Reverberation Time at 125/ 250/ 500/ 1000/ 2000 hertz reduced from 1.5s to 0.7s with designed perforations & insulation



Recycling Properties

- 100% Recyclable
- 1000 sq.m. of sheet weighs approximately 200kgs in a volume of 0.1 cu.m.

Resistive Properties

- ▶ Anti-bacterial
- ▶ Anti-fungal
- ▶ Anti-static
- ▶ Impermeable to water & steam
- ▶ Insensitive to x-rays & chemicals
- ▶ Flame retardant
- ▶ Non-flammable
- ▶ Self extinguishing
- ▶ Energy saving
- ▶ 100% recyclable

Note: The values listed here are typical values and are not to be adopted into any specifications. They serve solely as basic information and are provided without any guarantee. As such they do not establish a warranty in any form.

Eurolux Translucent

Designed to create tranquil spaces, Eurolux translucent finish allows evenly diffused illumination unlike a spotlight's limited reach. Its ease of installation allows you to create vast, seamless ceiling and lighting solutions. You can even alter moods with dimming controls for the illumination.

Boxing Specifications

Boxing Material

25mm plywood for sides

19mm plywood for top

Alternatively MS square tube with metal sheet covers can be used for all shapes

Depth

for LEDs
4" - 6"

for Tube Lights
6" - 10"

Suspension

▶ Framed or thread rods

Boxing Conditions - Interior

▶ Airtight

▶ ACP sheet or enamel paint in white matte finish

Eurolux Fabric Specifications

Available Width Ranges

▶ Up to 4 meters and any length

Lighting Specifications

LEDs

LED Modules

LED Strips

Tubelights

Fluorescent

LED

Colour Swatch

Translucent Finish



EL-TR-010 EL-TR-011 EL1-TR-013 EL1-TR-018 EL1-TR-020 EL1-TR-072 EL1-TR-073

Premium Translucent Finish



EL2-TR-015

Note: Due to limitations in monitor display settings, desktop scanners, digital photography and printing technology, the colours are intended as a guide only and should not be regarded as an exact colour of the product.



Eurolux Translucent

Suggested Applications



Backlit Wall to Wall Ceilings



Backlit Ceiling Panels - Large



Backlit Ceiling Panels & Units
(Rectangular, Square, Circular, Organic)



Backlit Wall Panels

- ▶ **Corporate**
 - Conference Rooms
 - Receptions
 - Reception Lobbies
 - Corridors
 - Director's Cabins

- ▶ **Retail**
 - Product Displays
 - Gymnasium
 - Event Stalls
 - Salon/Spa Functional Areas

- ▶ **Healthcare/Institutional**
 - Operation Theatres
 - Reception Lobbies
 - Clinics

- ▶ **Hospitality**
 - Restaurant Dining Areas
 - Business Centres
 - Experience Centres

- ▶ **Residential**
 - Foyers
 - Toilets
 - Powder Rooms


- ▶ **Commercial Establishments**
 - Porticos
 - Atriums
 - Reception Lobbies
 - Common Areas

- ▶ **Events/Exhibitions**
 - Design Pavilions

Eurolux Printed

Suggested Applications

Anything you imagine, can be printed. And anything that can be printed, can be printed on a Eurolux film. Consider our stretch ceilings a blank canvas and let your imagination run wild and free.



Printed translucent finish is a whole new dimension of ambient communication at your disposal.

Maximum Printable Size

▶ 3.2m (width) X 6m (length)

▶ Corporate

- Conference
- Receptions
- Workspace
- Corridors
- Pantry

▶ Retail

- Product Displays
- Café and Bakeries
- Salon/Spa Functional Areas

▶ Healthcare

- Operation Theatres
- Scan Rooms

▶ Residential

- Dining
- Club House/Billiards Room
- Home Cinemas
- Children's Bedrooms
- Foyer/Living

▶ Hospitality

- Hotel Banquets/Lobbies
- Restaurant Dining
- Nightclub/Bar
- Common Areas

Eurolux Lacquer

Not all that glitters is gold. The shiny face of lacquer finish Eurolux plays with natural light to become an added light source. Available in a range of colours, it can lend its sheen to any theme. Another reason why lacquer finishes are preferred is their ability to make low ceilings seem heightened.

Highlights



- ▶ Can be utilized in place of lacquered glass
- ▶ Can be used with fiber optics
- ▶ Can be complimented with suspended decorative lights
- ▶ Can be used to amplify natural light

Colour Swatch

Lacquer



Note: Due to limitations in monitor display settings, desktop scanners, digital photography and printing technology, the colours are intended as a guide only and should not be regarded as an exact colour of the product.



- ▶ **Residential**
Living & Club House
- ▶ **Events/Exhibitions**
Stall displays
- ▶ **Hospitality**
Nightclub/Bars
Porticos
- ▶ **Offices**
Product Display

Eurolux Textures


Eurolux is versatile enough to simulate the appearance of other surfaces to give your space the look you desire. These include matte, marble, satin, metallic and clear finish, to name a few. Choose as you please and liven up your interiors with just a stretch.

Highlights

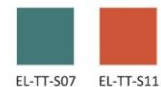
- ▶ Colours in corporate workspaces, residential children's bedrooms
- ▶ Metallic & royal in hospitality & retail spaces

Colour Swatch


Metallic



Textured Translucent



Marble




Colour Swatch

Matt



Translucent



Note: Due to limitations in monitor display settings, desktop scanners, digital photography and printing technology, the colours are intended as a guide only and should not be regarded as an exact colour of the product.

Eurolux 3D Forms

Suggested Applications


Walls and ceilings are just the beginning.
The beautification doesn't stop there, with Eurolux. Theme
can extend into the ambience from its borders with 3D

sculptures, art installations and even custom
lighting fixtures.

**When it comes to breathing life into spaces,
Eurolux is a tool like no other.**



3D Ceilings - Translucent Finish



3D Décor - Lighting



3D Ceilings - Lacquer Finish



3D Décor

- ▶ **Corporate**
 - Conference
 - Receptions
 - Workspace
 - Corridors
 - Pantry

- ▶ **Retail/ Malls**
 - Product Displays
 - Atrium
 - Food Court

- ▶ **Auditoriums/ Cinemas**
 - Theatre Halls

- ▶ **Residential**
 - Dining
 - Living
 - Bedrooms

- ▶ **Hospitality**
 - Hotel Banquets/Lobbies
 - Restaurant Dining
 - Nightclub/Bar
 - Common Areas
 - Hotel Porticos
 - Hotel Lobbies
 - Swimming Pool

- ▶ **Airport**
 - Atrium

- ▶ **Exhibitions**
 - Design Pavilions

Eurolux Services

**If there's a space to be beautified, we're happy to help.
The possibilities are limitless and it could all start with just a call.**

Design

It all starts with your imagination & the design created by our designer through virtual tour for you to visualize how the space would look after Eurolux is installed from our collection of high resolution images can assist you in this simulation

Overview

- i) Artwork from the artwork images bank
 - ii) Artwork reference research & hi-res image rendering
 - iii) Conceptualizing and Rendering Interior with Eurolux ceiling/wall design
- A fee is applicable depending on the services you choose to use from our design team, ranging from selecting library artwork to image rendering and simulation.

High Resolution Artwork Rendering

Steps:

- i) Understanding the artwork theme
- ii) Researching & finalising theme references
- iii) Developing high resolution artwork as per finalised reference

Installation

Eurolux is designed with ease and beauty in mind. Its smooth locking system, thanks to the proprietary aluminium profiles, saves time by speeding up the installation process. Being lightweight in nature, transporting Eurolux even in large quantities is no daunting task. Our dedicated on-ground team ensures proper delivery and installation within the timelines promised.

Overview

With dedicated teams of skilled technicians available to be deployed nationwide, the experience of Eurolux Stretch Ceilings begins with the ease of its installation. As these imported membranes are customised locally (Greater Noida) in our own plant, availability and cost-effectiveness are issues you will never have to worry about.

Fastest Delivery and Installation

Within 5-6 working days, we can deliver and install up to 1000 - 2000 sq.ft. of space depending on the shape and intricacy of the design.

Installation Process

The entire installation sequence of Eurolux is covered in 3 simple steps:

Step 1

- Site Visit Study & Support Framework Input Sheet measurements

Step 2

- Profile installation of europrofiles at the site

Step 3

LED/ Sheet Installation Completion certificate

Useful Tips & Precautions

- Eurolux can be installed in a new building as well as interiors under renovation
- Prior to installing Eurolux in a new building, all dust and debris in rooms should be removed to ensure that the entire space is clean and dry
- In case of interior renovation, all furniture, wall paintings and other materials, must be covered and protected and any small articles need to be removed
- Ensure the plenum area above false ceiling is airtight Lighting fixtures and other ceiling fittings once installed cannot be relocated without replacing the Eurolux PVC membrane. Consequently, confirming their positions before installation is a must
- **The membrane is to be installed only after completing all interior work** such as painting, wood work, flooring, A/C installation and other civil work in that area

Maintenance & Warranty

Eurolux Stretch Ceiling offers a Manufacturer's Warranty on the Eurolux Stretch Ceiling sold and installed, against all defects in workmanship for a period of 10 years from the date of sale.

Quality & Warranty

Eurolux Stretch Ceiling is produced in an ISO 9001:2008 certified plant and utmost care is taken during storage, production, packing, transportation and installation to achieve zero defect. On completion of every project, a signed certificate for 10 years warranty against any manufacturing defect is issued to the end customer. However the defects arising out of the following are not warranted for:

- Improper use or handling of Eurolux stretch ceilings
- Improper installation where installation is done by persons other than Eurolux authorised technicians
- Defective products/components not manufactured by Eurolux Stretch Ceiling

Membership & Certification

Eurolux Premium PVC Membranes are certified for Low Emissions, **Class A+ and Conforms to Fire Safety norms of B-s2-d0 in accordance with DIN EN 14716**

After Sales Support

Eurolux offers excellent after sales support on all our ceiling solutions installed at customer locations. We're with you at every stage of installation, wear & tear, and maintenance, thanks to our:

• Trained Teams

With every project, comes a well-trained team – capable of offering expert technical inputs and solutions for all your ceiling décor & design related requirements.

• Fastest Services

Within 24 to 48 hours our technicians can attend to any service issue in most of the major cities of India and in other countries where we have offices, franchisee and dealers.



eurolux
STRETCH CEILINGS
Redesigning Ceiling & Wall Concept

CONCEPT CEILINGS

Plot No.120, Main IGNOU Road, Neb Sarai, New Delhi - 110068.

P: 91-9910193771,9811708021 | E:sales@euroluxceilings.com

W: www.euroluxceilings.com